

# CheckWWW

---

manual for version 2.5.9, 3 June, 2009

Anatoliy Shuba ([anatoliy@shuba.kiev.ua](mailto:anatoliy@shuba.kiev.ua))

---



# Table of Contents

<b>1</b>	<b>Foreword .....</b>	<b>1</b>
<b>2</b>	<b>Installation .....</b>	<b>2</b>
<b>3</b>	<b>System requirements .....</b>	<b>3</b>
<b>4</b>	<b>Tools description .....</b>	<b>4</b>
4.1	Ping (Packet Inter-Network Groper) .....	4
4.1.1	Ping preferences .....	4
4.2	Whois (Who is) .....	4
4.2.1	Whois preferences .....	5
4.3	Trace .....	5
4.3.1	Trace preferences .....	7
4.4	LookUp .....	8
4.4.1	LookUp preferences .....	8
4.5	Finger .....	8
4.6	Time synchronization .....	9
4.6.1	Time preferences .....	11
4.7	IP to Location Translation .....	11
4.7.1	IP2Location preferences .....	12
4.8	General preferences .....	13
<b>5</b>	<b>Registration .....</b>	<b>14</b>
<b>6</b>	<b>Version history .....</b>	<b>15</b>
<b>7</b>	<b>ToDo .....</b>	<b>17</b>
<b>Appendix A</b>	<b>Domain zones list .....</b>	<b>18</b>
<b>Appendix B</b>	<b>Domain name status codes .....</b>	<b>22</b>
<b>Index .....</b>		<b>24</b>

# 1 Foreword

CheckWWW is a set of net utilities which can be useful for any network administrator or Internet surfer.

With the help of CheckWWW you can receive exhaustive information about any domain name or IP address.

## 2 Installation

Installation of CheckWWW is just like any other Palm OS program.

- Back up all data from your mobile device to your desktop PC or to extension card.
- Run the ‘Palm Desktop’ program on your desktop computer (right after the installation, the ‘Palm Desktop’ icon is on the desktop). Then click the ‘Install Tool’ icon in the ‘Palm Desktop’ window. Else use the ‘Quick Install’ application (right after the installation, its icon is on the desktop too).
- In the appeared window add following files:
  1. ‘CheckWWW.prc’ - main executable file.
  2. ‘CheckWWW\_DB.pdb’ - Whois servers database (if you planning to use Whois service).
  3. ‘DeviceSpecific\AppSlipRotate.prc, DeviceSpecific\StatusBarLib.prc’ - Official system patch from Palm Inc to support Dynamic Input Area in Tungsten T3 device. Need to install to the Tungsten T3 device only.

To add a file into the ‘Install Tool’ window you should drag-&-drop the file there or press Add and set location of the file you want to add.

- Press Done.

Dont forget that this version of CheckWWW have not support for running from an external memory card. This feature will be added later.

## 3 System requirements

CheckWWW will run on any Palm OS based device with Palm OS version 3.5 or higher.

CheckWWW works within wireless coverage area only. All CheckWWW tools require GPRS or EDGE or EvDO data services from a mobile service provider which may have an additional cost.

## 4 Tools description

CheckWWW includes **Ping** , **Whois** , **Traceroute** , **TimeSync** , **Location** , **LookUp** , and **Finger** tools.

### 4.1 Ping (Packet Inter-Network Groper)

This classic tool helps you to detect remote computer's or host's activity.

The **Ping** tool and is useful for

- Determining the status of the network and various foreign hosts
- Tracking and isolating hardware and software problems
- Testing, measuring, and managing networks

Just type host's domain name or IP address and presss **GO**. As result you will see is host alive or not.

#### 4.1.1 Ping preferences

Preferences		▼ Ping
<b>Attempts quantity:</b>	4	8 16
<b>Attempt delay (sec):</b>	1	2 4
<b>Packet size (bytes):</b>	4	8 16
<b>Wait reply (sec):</b>	4	8 16

OK
Default

1. *Attempts quantity* - quantity of ping packets
2. *Attempt delay* - delay in seconds between sending pings
3. *Packet size* - size of data in one ping packet
4. *Wait reply* - how long to wait reply from each ping packet

### 4.2 Whois (Who is)

**Whois** is the aptly named Internet function that allows one to query remote **Whois** databases for domain registration information. By performing a simple **Whois** search you can discover when and by whom a domain was registered, contact information, and more.

Using this tool you can access to **Whois** database of almost any top-level domain and receive public information about the domain owners (names, addresses, phones, emails), domain technicians, registration/expiring dates, Registrar info domain, domain DNS servers and so on.

It is generally known that the **Whois** servers is not worldwide distributed, e.g. like Domain Name Servers. In other words domain name ABCD.ORG can be "WHOISed" by zone's \*.COM whois server only (however, new RWHOIS service can solve this problem). Therefore, the user **MUST** send ABCD.ORG request to the zone's \*.ORG whois server. There are hundreds of different whois servers around the world. CheckWWW have a local database of all existing whois servers from the whole world and can retrieve whois information from any domain zone.

In the Whois preferences you can write your own custom Whois server which will resolve your requests. In the Whois preferences you can also set request PREFIX and request POSTFIX. These symbols will be added to the beginning and to the end of your request correspondingly. These can be special options which you want to send to the Whois server. Usually the Whois server displays these command options which it supports after every request. For example, CheckWWW option Ignore Japan hieroglyphs just adding '/e' POSTFIX for every request to Japan Whois servers.

You can use domain name (without WWW prefix) or IP address as target which you want to **Whois** .

*See RFC 812, 954, 1714, 3912 for detailed info about **Whois** .*

### 4.2.1 Whois preferences

1. *Ignore japan hieroglyphs* - just add "/e" suffix when accessing to Japan WHOIS servers
2. *Use custom WHOIS server* - type here your own WHOIS server name
3. *Request prefix* - prefix (command) which will be added to start of request
4. *Request suffix* - suffix (command) which will be added to end of request
5. *Update Servers List* button - Update database of WHOIS servers

### 4.3 Trace

**Traceroute** or just Trace is often used for network troubleshooting. By showing a list of routers traversed, it allows the user to identify the path taken to reach a particular destination on the network. This can help identify routing problems or firewalls that may be blocking access to a site. **Traceroute** is also used by penetration testers to gather



information about network infrastructure and IP ranges around a given host. It can also be used when downloading data, as if there are multiple mirrors available for the same piece of data, one can trace each mirror to get a good idea of which mirror would be the fastest to use.

With the help of this utility you can trace route to any host in the internet. CheckWWW have implemented three different **Traceroute** methods because some hosts and routers support one trace method but do not support another.

1. *ICMP echo trace.* If you choosed this method then to target host sending out an echo packet with a TTL (Time To Live) of 1, the first hop sends back an ICMP error message indicating that the packet could not be forwarded because the TTL expired. Then the packet is resent with a TTL of 2, and the second hop returns the TTL expired again and so on.
2. *IP protocol Record route option.* This is very old Internet option. The record route option simply causes intermediate routers to record their address as the datagram passes through. Only 9 IP addresses can be written to the datagram. Not all routers support this option. Dont forget that as a result you will see a packet way there and back. And this way can be differrent because routers have two different IP addresses, one for incoming packets and another one for the outgoing packets.
3. *Using UDP protocol.* Same as 1) but attempting to trace the route by UDP packets with non-existent port (By default - 33434, but may be changed in **Traceroute preferences**).

Starting send probes with a TTL of one and increase by one until received ICMP error **Port unreachable** (which means host is reached) or hit a max (which defaults to 24 hops and can be changed with the **Traceroute preferences**). Three probes (this can be changed in **Traceroute preferences**) are sent at each TTL setting and a line is printed showing the TTL, address of the intermediate router and round trip time of probe. If there is no response within a 5 sec timeout interval (can be changed in **Traceroute preferences**), a \* is printed for that probe.

The host can be reached by one method but can be unreachable by another one. It is depend on host security policy. For example, server MIT.EDU can be reached by any methods. Another host MICROSOFT.COM unreachable by any method.

You can use the domain name or IP address as target which you want to trace.

See *RFC 1393* for detailed info.

### 4.3.1 Trace preferences

Preferences		▼ Trace
Maximum hops	.....24	
Router answer timeout, sec	.....5	
Max attempts for router	.....3	
<input checked="" type="checkbox"/> Resolve IP addresses		
-----Trace method-----		
<input checked="" type="checkbox"/> Use ICMP echo		
<input type="checkbox"/> Use IP protocol RR option		
<input type="checkbox"/> Use UDP protocol		
OK		Default

1. *Maximum hops* - maximum TTL parameter in sending packets
2. *Router answer timeout, sec* - maximum wait time for router answer
3. *Max attempts for router* - if router is not answer it is a maximum number of resending attempts
4. *Resolve IP address* - Provide DNS resolving based on router IP address (this option slowing-down **Traceroute** process)
5. *Use ICMP echo* - use ICMP echo packets
6. *Use IP protocol RR option* - use IP protocol Record Route option (archaic)
7. *Use UDP packets* - use UDP protocol. In this case you may change default (33434) destination port to your own port (Not recommended)

## 4.4 LookUp

Looking host IP address according to domain name and *vice versa*. You can use the domain name or IP address as target which you want to Look Up.

### 4.4.1 LookUp preferences



1. *Get domain mail servers* - Extract from the net information about mail servers which current host using.

## 4.5 Finger

**Finger** is a protocol generally used to find information about an user on a specific host. For **Finger** request server return a friendly, human-oriented status report on a particular person in depth.

The information provided by the finger server depends on the server's configuration. This information can include user IDs and user names, home directory, login time, last time they received mail, and last time they read mail, user's address and phone etc. Just write in the request field the name and server in the following format: "smith@mit.edu". Where "smith" is the name of the person you wish to find, "mit.edu" is the server you think this person is registered.

As a result you can view all "Smiths" which are registered at the server. Search "Smith" as you need, and search for string "Alias - Z\_Smith2" and query finger server again with string "Z\_Smith2@mit.edu". After that you will receive detailed information about this person with full address and phone numbers. There are some few servers support this useful service. Mainly it is a university servers (e.g. MIT.EDU, UDEL.EDU and other)

See *RFC 742, 1288* for detailed info.

## 4.6 Time synchronization

Using **TimeSync** tool you can easily synchronize your PDA clock with time net servers around the world.

Just type time server name or IP address and press **GO**. Also you can use blank address as address of net time server. In this case time server will be picked from Time preferences. For time requests is Network Time Protocol used (NTP). If you set **Adjust time after server response** checkbox in Time preferences then after the request, your PDA time will be synchronized with the server time.

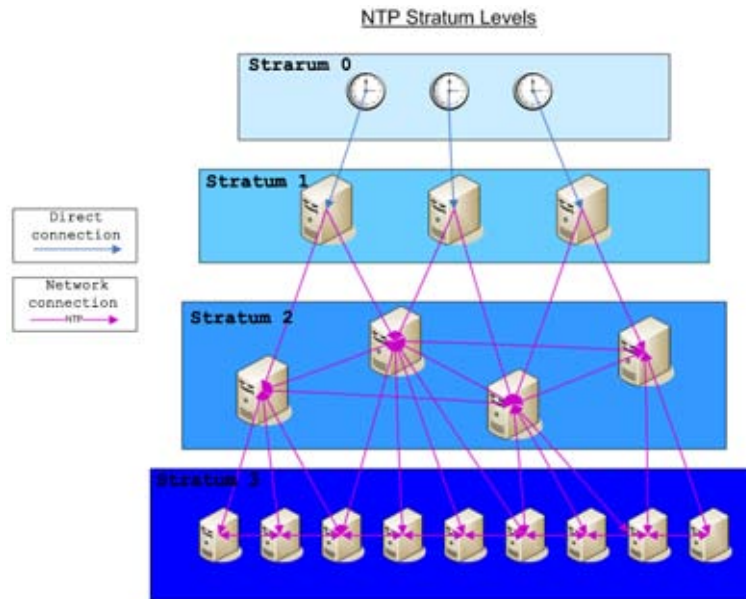
The response from server contain server IP address and difference in seconds between PDA time and server time. Also the response contain a server STRATUM. The stratum is a measure for synchronization distance. Basically (and from the perspective from a client) it is the number of servers to a reference clock. So a reference clock itself appears at stratum 0, while the closest to reference clock servers are at stratum 1. Closest to stratum 1 servers are stratum 2 servers and so on.

A stratum 1 servers belongs to the class of best NTP servers available, because it has a reference clock attached to it. As accurate reference clocks are expensive, only rather few of these servers are publically available. A stratum 1 server should not only have a precise and well-maintained and calibrated reference clock, but also should be highly available as other systems may rely on its time service. Maybe that's the reason why not every NTP server with a reference clock is publically available. The list of all well-known stratum 1 servers you can see [here](#)

All stratum 1 servers marked by reference identifier, e.g. **GPS**, **ATOM** and so on. This identifier unambiguously points to source of time. See the table bellow for possible reference identifiers.

CODE	What this code mean
ACTS	Automated Computer Time Service. Dialup modem service from NIST.GOV domain
ATOM	Atomic clock calibrated to national standards
CHU	Ottawa (Canada) Radio 3330, 7335, 14670 kHz
DCF	Mainflingen (Germany) Radio 77.5 kHz
DTSS	Digital Time Synchronization Service
GOES	Geostationary Orbit Environment Satellite
GPS	Global Positioning Service
LOCL	Uncalibrated local clock used as a primary reference for a subnet without external means of synchronization
LORC	LORAN-C radionavigation system
MSF	Rugby (UK) Radio 60 kHz
OMEG	OMEGA radionavigation system
PPS	Pulse-per-second source individually calibrated to national standards
PTB	PTB (Germany) modem service
TDF	Allouis (France) Radio 164 kHz
TIME	UDP/Time protocol
TSP	Unix Time Service Protocol

USNO	USNO modem service
WWV	Ft. Collins (US) Radio 2.5, 5, 10, 15, 20 MHz
WWVB	Boulder (US) Radio 60 kHz
WWVH	Kaui Hawaii (US) Radio 2.5, 5, 10, 15 MHz



*Stratum concept explanation (source - [Wikipedia](#))*

See *RFC 778*, *RFC 891*, *RFC 956*, *RFC 958*, and *RFC 1305* for info about Network Time Protocol (NTP).

See *RFC 1361*, *RFC 1769*, *RFC 2030*, and *RFC 4330* for info about Simple Network Time Protocol (SNTP).

### 4.6.1 Time preferences

**Preferences** ▼ Time

☒ Adjust time after server response

☒ Show server info


Time server pool.ntp.org.....

Protocol version **v.1.0**  
**v.2.0**  
**v.3.0**  
**v.4.0**

OK Default

1. *Adjust time after server response* - Adjust PDA time after receiving online clock response
2. *Show server info* - Show detailed server information (e.g. server name, server clock precision, last server clock correction and so on)
3. *Time server* - Default time server to synchronize
4. *Protocol version* - version of the net time protocol. It is not recommended to use v.1.0 and v.2.0. Most Internet time servers support v.3.0 and v.4.0.

## 4.7 IP to Location Translation

Using this tool you can determine geographical coordinates, city, region, and country of the any server or the any user of the Internet. Do you want to know where your business partner's servers stay ? It's simple! Just enter IP address or domain name and push .

You can use the domain name or IP address of the host for extracting all geographic info about server.

Accuracy of this tool - approximately 97% on a country level and 60% on a city level.

This product includes GeoData created by MaxMind, this data available from <http://www.maxmind.com>.

### 4.7.1 IP2Location preferences

**Preferences** ▼ **Location**

☒ Apply router location for TRACE

☒ Apply server location for WHOIS

☒ Find server location country

☒ Find server location region

☒ Find server location city

☒ Find server location coordinates

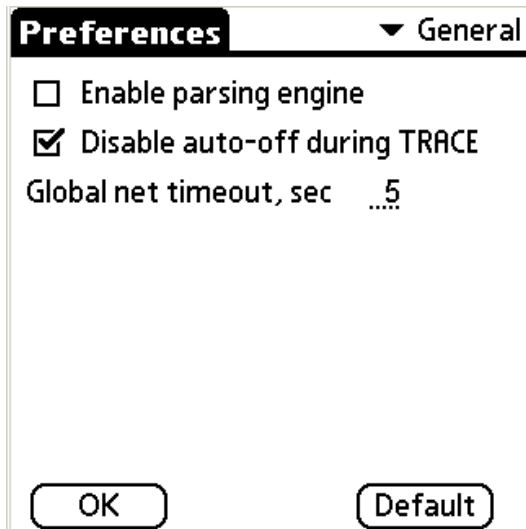
☒ Find server location timezone

OK

Default

1. *Apply router location for TRACE* - get router physical **Location** info about each router for TRACE service (this option slowing-down trace process)
2. *Apply server location for WHOIS* - get domain geographical location info after each WHOIS request
3. *Find server location country* - get host **Location** country (uncheck if you dont need to know host country)
4. *Find server location region* - get host **Location** region (uncheck if you dont need to know host region)
5. *Find server location city* - get host **Location** city (uncheck if you dont need to know host city)
6. *Find server location coordinates* - get host **Location** coordinates (uncheck if you dont need to know host coordinates)
7. *Find server location timezone* - get host **Location** timezone (uncheck if you dont need to know host timezone)

## 4.8 General preferences



1. *Enable parsing engine* - apply parsing and coloring engine for output. Can be used with all Treo devices, Tungsten X, and LifeDrive devices only. After the parsing process, phones, e-mails, HTTP addresses, and error messages will have different colors and default application will run after stylus tapping (Phone app for phone number, E-mail app for e-mail and Internet browser for Internet address).
2. *Disable auto-off during TRACE* - disable auto-off timer when the TRACE process is running.
3. *Global net timeout* - If you frequently get "Net timeout" error try to increase this value.



## 5 Registration

Register CheckWWW for just \$14.90. Registration entitles you to personal use of CheckWWW on a single Palm OS device, free upgrades and support via e-mail.

Trial version of CheckWWW is fully functional (except IP-to-**Location** service). But without registration sometimes you will see nag screen with registration reminder before running any CheckWWW tools. The nag screen appearing probability will increase for 0.033 every day. In the first day using CheckWWW probability is equal zero, after 30 day using the nag screen appearing probability is equal 0.95.

IP to **Location** service will not work on expired CheckWWW version.

If you have further questions about registration process, please, **e-mail** me.

## 6 Version history

### 2.5.9 (3 June, 2009)

- GENERAL - Requests history added.

### 2.5.8 (17/07/2008)

- GENERAL - Dynamic Input Area (DIA) support added
- WHOIS - Whois server for \*.me (Montenegro) domain added.

### 2.5.6 (16/10/2007)

- GENERAL - self update bug fixed. (Sometimes crash occurred after application self updating)

### 2.5.5 (10/10/2007)

- WHOIS - Whois servers for \*.asia and \*.tel domains added.

### 2.5.4 (6/10/2007)

- GENERAL - Application net timeout added to GENERAL preferences.
- WHOIS - Whois servers for \*.gd (Grenada), \*.gw (Guinea-Bissau), \*.gy (Guyana), and \*.kp (Korea, Democratic People's Republic) domains added.

### 2.5.1 (21/09/2007)

- GENERAL - Fixed application start crash on Tungsten X and m100 devices.

### 2.5 (20/09/2007)

- GENERAL - It is impossible to select and copying text from the result field in all previous versions. Fixed.
- GENERAL - Main application self update through the Internet feature added.
- TIME - **TimeSync** accuracy increased from 3-5 seconds to about a half of second. It is impossible to make more precise time synchronization because of restrictions in Palm OS programming interface.
- TIME - New features added to the TIME preferences.

### 2.4 (18/08/2007)

- GENERAL - Device crash during application exit fixed.
- TIME - Default time server added to the TIME preferences.
- TRACE - Device crash during **Traceroute** fixed.
- IP2LOCATION - The server region provided in the form of text string instead of region number.

- IP2LOCATION - Server's time zone resolving added.
- WHOIS - Whois server for \*.travel domain added.
- WHOIS - Whois server for \*.jobs domain added (You can update your local copy of this database from application WHOIS preferences).

### 2.3 (1/12/2006)

- GENERAL - Converting IP address (or domain name) to geographical server's **Location** service added.
- GENERAL - Parsing and coloring engine added (Treo series, Tungsten X, and LifeDrive devices only)
- GENERAL - Check-up for latest version of CheckWWW added.
- TRACE - Auto-off timer disabling during **Traceroute** added.
- LOOKUP - Fixed bug in **LookUp** service (aliases list sometimes was wrong).
- WHOIS - Server for \*.edu.br, \*.gov.br, \*.net.br domains corrected.
- WHOIS - Fixed old (before PalmOS 5.0) devices crash during updating **Whois** servers database.

### 2.2 (15/09/2006)

- GENERAL - Added net **TimeSync** service.
- GENERAL - Disconnect not always work properly. Fixed.
- FINGER - Fixed bug in **Finger** service.
- WHOIS - Whois server for \*.mobi domain added.

### 2.1 (9/09/2006)

- TRACE - Fixed bug in ICMP **echo** trace method. (Target host was never reached using this method) .
- LOOKUP - In the **LookUp** service retrieving host's mail servers ability added.

### 2.0 (1/08/2006)

- User interface globally changed.
- **Ping** , **Finger** , **Traceroute** , **LookUp** net services added.

### 1.3 (07/01/2003)

- First release. **Whois** service supported only.

## 7 ToDo

- Free IP2Location service support
- Running from external memory card

## Appendix A Domain zones list

List of domain zones which CheckWWW can resolve

### GENERIC TOP-LEVEL DOMAINS

Domain zone	Description (according to IANA)
.AERO	The .aero domain is reserved for members of the air-transport industry and is sponsored by <a href="#">Societe Internationale de Telecommunications Aeronautiques (SITA)</a>
.ASIA	The .asia domain is restricted to the Pan-Asia and Asia Pacific community and is operated by <a href="#">DotAsia Organisation</a> .
.BIZ	The .biz domain is restricted to businesses and is operated by <a href="#">NeuLevel Inc</a>
.CAT	The .cat domain is reserved for the Catalan linguistic and cultural community and is sponsored by <a href="#">Fundacio puntCat</a>
.COM	The .com domain is operated by <a href="#">VeriSign Global Registry Services</a>
.COOP	The .coop domain is reserved for cooperative associations and is sponsored by <a href="#">Dot Cooperation LLC</a>
.EDU	Educational networks. The .edu domain is reserved for postsecondary institutions accredited by an agency on the U.S. Department of Education's list of Nationally Recognized Accrediting Agencies and is registered only through <a href="#">Educause</a>
.GOV	The .gov domain is reserved exclusively for the United States Government. It is operated by the <a href="#">US General Services Administration</a>
.INFO	The .info domain is operated by <a href="#">Afilias Limited</a>
.INT	The .int domain is used only for registering organizations established by international treaties between governments. It is operated by the <a href="#">IANA .int Domain Registry</a>
.JOBS	The .jobs domain is reserved for human resource managers and is sponsored by <a href="#">Employ Media LLC</a>
.MIL	The .mil domain is reserved exclusively for the United States Military. It is operated by the <a href="#">US DoD Network Information Center</a>
.MOBI	The .mobi domain is reserved for consumers and providers of mobile products and services and is sponsored by <a href="#">mTLD Top Level Domain Ltd</a>
.MUSEUM	The .museum domain is reserved for museums and is sponsored by the <a href="#">Museum Domain Management Association</a>
.NAME	The .name domain is reserved for individuals and is operated by <a href="#">Global Name Registry</a>
.NET	The .net domain is operated by <a href="#">VeriSign Global Registry Services</a>
.ORG	The .org domain is operated by <a href="#">Public Interest Registry</a> . It is intended to serve the noncommercial community, but all are eligible to register within .org
.PRO	The .pro domain is restricted to credentialed professionals and related entities and is operated by <a href="#">RegistryPro</a>

.TEL	The .tel domain is reserved for businesses and individuals to publish their contact data and is sponsored by <b>Telnic Ltd.</b>
.TRAVEL	The .travel domain is reserved for entities whose primary area of activity is in the travel industry and is sponsored by <b>Tralliance Corporation.</b>

## REGIONAL DOMAINS

Country	Domain	Country	Domain
Europe	.eu	Afghanistan	.af
Albania	.al	Algeria	.dz
American Samoa	.as	Andorra	.ad
Anguilla	.ai	Antarctica	.aq
Antigua and Barbuda	.ag	Argentina	Inaccessible now
Armenia	.am	Ascension Island	.ac
Australia	.au	Austria	.at
Azerbaijan	.az	Bahamas, The	.bs
Belarus	.by	Belgium	.be
Belize	.bz	Bermuda	.bm
Bhutan	.bt	Bolivia	.bo
Bosnia and Herzegovina	.ba	Bouvet Island	.bv
Brazil	.br	British Indian Ocean Territory	.io
Bulgaria	.bg	Benin	.bj
Cambodia	.kh	Canada	.ca
Cayman Islands	.ky	Channel Islands, Guernsey	.gg
Channel Islands, Jersey	.je	Chile	.cl
China	.cn	Cocos (Keeling) Islands	.cc
Colombia	.co	Congo	.cg
Congo, Democratic Republic of	.cd	Cook Islands	.ck
Costa Rica	.cr	Cote d'Ivoire	.ci
Croatia	.hr	Cyprus	.cy
Czech Republic	.cz	Denmark	.dk
Djibouti	.dj	Dominica	.dm
Dominican Republic	.do	East Timor (Phaseout)	.tp
Ecuador	.ec	Egypt	.eg
Estonia	.ee	Faroe Islands	.fo
Fiji	.fj	Finland	.fi
France	.fr	French Polynesia	.pf
French Southern Territories	.tf	Gambia	.gm
Georgia	.ge	Germany	.de
Gibraltar	.gi	Greece	.gr
Grenada	.gd	Greenland	.gl
Guadeloupe	.gp	Guinea-Bissau	.gw
Guyana	.gy		
Haiti	.ht	Heard and McDonald Islands	.hm
Honduras	.hn	Hong Kong	.hk
Hungary	.hu	Iceland	.is

India	.in	Indonesia	.id
Iran	.ir	Ireland	.ie
Isle of Man	.im	Israel	.il
Italy	.it	Japan	.jp
Kazakhstan	.kz	Kiribati	.ki
Democratic People's Korea, Republic	.kr	Korea, Democratic People's Republic	.kp
Kyrgyzstan	.kg	Lao People's Democratic Republic	.la
Latvia	.lv	Lebanon	.lb
Libyan Arab Jamahiriya	.ly	Liechtenstein	.li
Lithuania	.lt	Luxembourg	.lu
Madagascar	.mg	Macedonia	.mk
Malaysia	.my	Malta	.mt
Martinique	.mq	Mayotte	.yt
Mexico	.mx	Moldavia	.md
Monaco	.mc	Mongolia	.mn
Montenegro	.me		
Montserrat	.ms	Morocco	.ma
Mozambique	.mz	Myanmar	.mm
Namibia	.na	Netherlands	.nl
New Zealand	.nz	Niger	.ne
Niue Island	.nu	Norfolk Island	.nf
Norway	.no	Pakistan	.pk
Palau	.pw	Peru	.pe
Panama	.pa	Poland	.pl
Portugal	.pt	Puerto Rico	.pr
Reunion	.re	Romania	.ro
Russia	.ru	Saint Vincent and the Grenadines	.vc
Samoa	.ws	San Marino	.sm
Sao Tome and Principe	.st	Saudi Arabia	.sa
Seychelles	.sc	Singapore	.sg
Slovakia	.sk	Slovenia	.si
South Africa	.za	South Georgia and the South Sand- wich Islands	.gs
Soviet Union (Phaseout)	.su	Spain	.es
Sri Lanka	.lk	St.Helena	.sh
Saint Pierre and Miquelon	.pm	Suriname	.sr
Svalbard and Jan Mayen Islands	.sj	Sweden	.se
Switzerland	.ch	Taiwan	.tw
Tajikistan	.tj	Thailand	.th
Timor-Leste	.tl	Togo	.tg
Tokelau	.tk	Tonga	.to
Trinidad and Tobago	.tt	Tunisia	.tn
Turkey	.tr	Turkmenistan	.tm
Turks and Caicos Islands	.tc	Tuvalu	.tv
Uganda	.ug	Ukraine	.ua
United Arab Emirates	.ae	United Kingdom	.uk

United States of America	.us	Uruguay	.uy
Uzbekistan	.uz	Vatican City State	.va
Venezuela	.ve	Virgin Islands (British)	.vg
Wallis and Futuna Islands	.wf	Yugoslavia (Phaseout)	.yu



## Appendix B Domain name status codes

List of all domain name status codes. This information can be useful for analyzing of domain name **Whois** information. If you do a WHOIS lookup on a domain, it will show a status code. Below is a breakdown of the domain status codes along with a brief description of each.

Domain status	Description
ACTIVE	The registry sets this status. The domain can be modified by the registrar. The domain can be renewed. The domain will be included in the zone if the domain has been delegated to at least one name server.
REGISTRY-LOCK	The registry sets this status. The domain can not be modified or deleted by the registrar. The registry must remove the REGISTRY-LOCK status for the registrar to modify the domain. The domain can be renewed. The domain will be included in the zone if the domain has been delegated to at least one name server.
REGISTRAR-LOCK	The sponsoring registrar sets this status. The domain can not be modified or deleted. The registrar must remove REGISTRAR-LOCK status to modify the domain. The domain can be renewed. The domain will be included in the zone.
REGISTRY-HOLD	The registry sets this status. The domain can not be modified or deleted by the registrar. The registry must remove the REGISTRY-HOLD status for the registrar to modify the domain. The domain can be renewed. The domain will not be included in the zone.
REGISTRAR-HOLD	The sponsoring registrar sets this status. The domain can not be modified or deleted. The registrar must remove REGISTRAR-HOLD status to modify the domain. The domain can be renewed. The domain will not be included in the zone.
REDEMPTIONPERIOD	The registry sets this status when a registrar requests that the domain name be deleted from the registry and the domain has been registered for more than 5 calendar days (if the delete request is received within 5 days of initial domain registration it will instead be deleted immediately). The domain will not be included in the zone. The domain can not be modified or purged; it can only be restored. Any other registrar requests to modify or otherwise update the domain will be rejected. The domain will be held in this status for a maximum of 30 calendar days.

PENDINGRESTORE	The registry sets this status after a registrar requests restoration of a domain that is in REDEMPTIONPERIOD status. The domain will be included in the zone. Registrar requests to modify or otherwise update the domain will be rejected. The domain will be held in this status while the registry waits for the registrar to provide required restoration documentation. If the registrar fails to provide documentation to the registry within 7 calendar days to confirm the restoration request, the domain will revert to REDEMPTIONPERIOD status. The domain status will be set to ACTIVE only if the registrar provides documentation to the registry within 7 calendar days to confirm the restoration request.
PENDINGDELETE	The registry sets this status after a domain has been set in REDEMPTIONPERIOD status and the domain has not been restored by the registrar. The domain will not be included in the zone. Once in this status all registrar requests to modify or otherwise update the domain will be rejected. The domain will be purged from the registry database after being in this status for 5 calendar days.

This program is provided AS-IS; there is NO WARRANTY, express or implied. The user assumes full responsibility and liability for any use of this program. All rights reserved by Anatoliy Shuba.

# Index

## D

Domain name status codes ..... 22  
Domain zones ..... 18

## E

External memory card ..... 2, 17

## F

Finger ..... 8

## G

General preferences ..... 12

## I

Installation ..... 2  
IP2Location ..... 11  
IP2Location preferences ..... 12

## L

LookUp ..... 8  
LookUp preferences ..... 8

## P

Ping ..... 4  
Ping preferences ..... 4

## R

Registration ..... 14

## S

Stratum ..... 9  
System requirements ..... 3

## T

Time sync preferences ..... 11  
Time synchronization ..... 9  
Tools description ..... 4  
Trace ..... 5  
Trace preferences ..... 7

## W

Whois ..... 4  
Whois preferences ..... 5